






























**PERSONAL LEARNING CHECKLIST FOR NETS COVID-19 PROCESSES**

NAME:

WHEN	WHAT	NURSE	DOCTOR	EVO	WHERE to check on NETS COVID-19 Website
<b>WELLNESS</b>					
At home before shift	Fever/respiratory symptoms				<ul style="list-style-type: none"> <li>Workforce Advice&gt;Staff Assessment Clinic redirects to <a href="https://www.schn.health.nsw.gov.au/coronavirus-staff-info/SAC">https://www.schn.health.nsw.gov.au/coronavirus-staff-info/SAC</a></li> </ul>
Start of shift	Wellness check, SINE PRO, NSW Health/SCHN QR check in, COVID swab surveillance				<ul style="list-style-type: none"> <li>Screening of NETS staff and visitors for COVID-19 upon entry</li> <li>Also in SCHN QR app</li> </ul>
<b>RETRIEVAL PROCESS</b>					
Initial Call	COVID-19 screening questions by NETS consultant				<ul style="list-style-type: none"> <li>On Consultant office</li> <li>COVID-19 NETS Transfer Guideline</li> </ul>
PPE	Donning and Doffing <ul style="list-style-type: none"> <li>Contact and droplet</li> </ul>				<ul style="list-style-type: none"> <li>PPE Documents under NETS</li> <li>Videos under CEC                             <ul style="list-style-type: none"> <li>NB: COMPULSORY (go to My Health Learning)</li> </ul> </li> </ul>
	Donning and Doffing <ul style="list-style-type: none"> <li>Contact and airborne</li> </ul>				
Planning for Case	Transfer Guideline				<ul style="list-style-type: none"> <li>COVID-19 NETS Transfer Guideline</li> <li>Team Checklist (laminated on plastic clipboard)</li> </ul>
Preparing for Intubation outside patient hot zone	Assigning core roles and Discussing Airway Plan				<ul style="list-style-type: none"> <li>COVID-19 NETS Intubation Checklist – Challenge and Response</li> <li>COVID-19 Intubation Guideline</li> </ul>
	Intubation equipment – challenge and response checklist				
Preparing ventilator setup outside patient hot zone	<ul style="list-style-type: none"> <li>Crossvent –wet circuit</li> <li>P14 – wet circuit</li> <li>Oxylog 3000+ - dry circuit</li> </ul>				<ul style="list-style-type: none"> <li>COVID-19 Ventilator Setup Guideline</li> <li>NSW Critical management of Neonatal Patients in ACI section</li> </ul>
	Setting up inline suction <ul style="list-style-type: none"> <li>Halyard</li> <li>Ambu Cath</li> </ul>				<ul style="list-style-type: none"> <li>Using Inline ETT Suction in Suspected and Confirmed COVID-19 Patients Guideline</li> </ul>
Intubation	Successful Intubation with COVID precautions				<ul style="list-style-type: none"> <li>COVID-19 Intubation Guideline</li> <li>Laryngoscope, CMAC video guideline in NETS Clinical Guidelines</li> </ul>
	Oesophageal Intubation and re-intubation				<ul style="list-style-type: none"> <li>COVID-19 Intubation Guideline</li> </ul>

PERSONAL LEARNING CHECKLIST FOR NETS COVID-19 PROCESSES

NAME:

WHEN	WHAT	NURSE	DOCTOR	EVO	WHERE to check on NETS COVID-19 Website
Ventilation	Connection				<ul style="list-style-type: none"> <li>COVID-19 Ventilator Setup Guideline</li> </ul>
	Disconnection				
	Surfactant administration				
	Post-surfactant administration desaturation				
	Performing inline ETT suctioning				
Contaminated equipment	<ul style="list-style-type: none"> <li>Single use</li> <li>Re-usable</li> </ul>				<ul style="list-style-type: none"> <li>COVID-19 NETS Transfer Guideline</li> </ul>
Transfer from referring unit to vehicle	<ul style="list-style-type: none"> <li>PPE</li> <li>Process</li> </ul>				<ul style="list-style-type: none"> <li>COVID-19 NETS Transfer Guideline</li> </ul>
Transfer from vehicle to receiving unit	<ul style="list-style-type: none"> <li>PPE</li> <li>Process</li> </ul>				<ul style="list-style-type: none"> <li>COVID-19 NETS Transfer Guideline</li> </ul>
	• CHW Access				<ul style="list-style-type: none"> <li>NETS Workflows – Access to CHW (incl Road/RW flow charts)</li> </ul>
	• SCH Access				<ul style="list-style-type: none"> <li>NETS Transfers to SCH Workflow</li> </ul>
At Receiving Unit	Entry into hot zone				<ul style="list-style-type: none"> <li>NETS Workflows – Access to CHW (Road/RW flow charts)</li> <li>NETS Transfers to SCH Workflow</li> </ul>
	Clinical Handover				<ul style="list-style-type: none"> <li>Clinical handover at the Receiving Unit (under NETS Clinical Guidelines)</li> </ul>
	Physical transfer of ventilated patient to ICU bed				<ul style="list-style-type: none"> <li>COVID-19 Ventilator Setup Guideline</li> </ul>
	Documentation				<ul style="list-style-type: none"> <li>COVID-19 NETS Transfer Guideline</li> </ul>
Transfer from receiving unit to vehicle	<ul style="list-style-type: none"> <li>PPE</li> <li>Process</li> </ul>				<ul style="list-style-type: none"> <li>COVID-19 NETS Transfer Guideline</li> </ul>
<b>BACK ON BASE</b>					
Cleaning	Unloading contaminated system and packs into garage cleaning zone				<ul style="list-style-type: none"> <li>COVID-19 NETS Transfer Guideline</li> <li>Cleaning of NETS Retrieval Systems and Equipment – COVID-19                             <ul style="list-style-type: none"> <li>On COVID Trolley in garage</li> </ul> </li> </ul>
	Cleaning of equipment				
	Deep cleaning of ambulance				
Other Learning	COVID Learning Package				COVID Learning Package