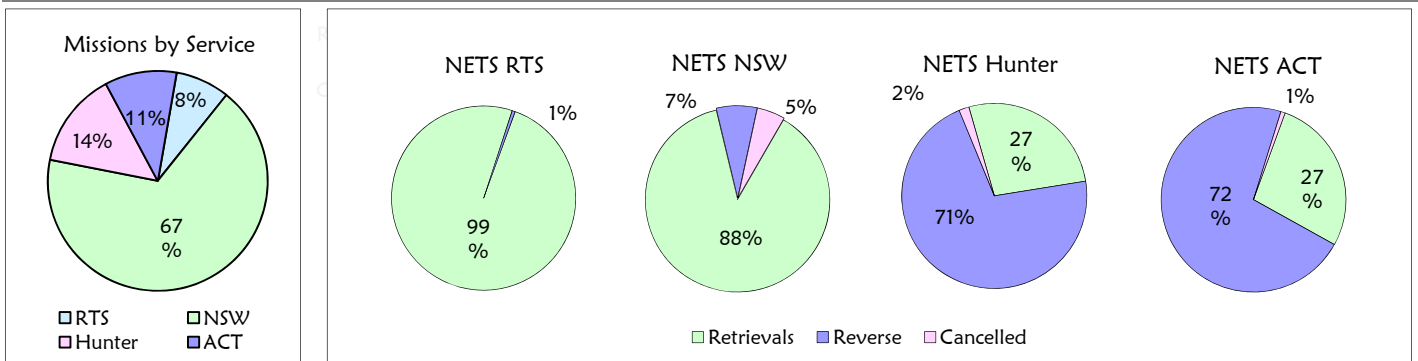




# Activity summary for 2015

## Mission Type

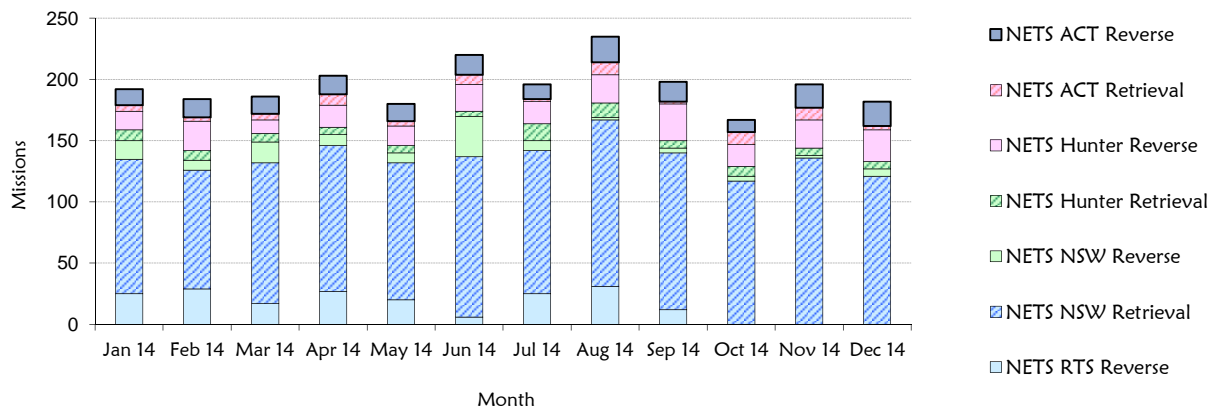
TYPE OF MISSION	NETS RTS	NETS NSW	NETS Hunter	NETS ACT	TOTAL
Retrieval	0	1437	86	65	1588
Retrieval - NETS team for part of journey	0	2	6	6	14
Reverse transfer	191	116	110	139	556
Reverse transfer - NETS team for part of jou	1	0	134	46	181
<b>COMPLETED MISSIONS</b>	<b>192</b>	<b>1555</b>	<b>336</b>	<b>256</b>	<b>2339</b>
Re-tasked / Cancelled in progress	1	81	6	2	90
<b>TOTAL MISSIONS</b>	<b>193</b>	<b>1636</b>	<b>342</b>	<b>258</b>	<b>2429</b>



## Missions by month

		Jan 14	Feb 14	Mar 14	Apr 14	May 14	Jun 14	Jul 14	Aug 14	Sep 14	Oct 14	Nov 14	Dec 14
<b>NETS RTS</b>	Reverse	25	29	17	27	20	6	25	31	12	0	0	0
<b>NETS NSW</b>	Retrieval	110	97	115	119	112	131	117	136	128	117	136	121
	Reverse	15	8	17	9	8	33	8	2	4	4	2	6
<b>NETS Hunter</b>	Retrieval	9	8	7	6	6	4	14	12	6	8	6	6
	Reverse	15	24	11	18	16	22	18	23	30	18	23	26
<b>NETS ACT</b>	Retrieval	5	3	5	9	4	8	2	10	2	10	10	3
	Reverse	13	15	14	15	14	16	12	21	16	10	19	20
<b>TOTAL MISSIONS*</b>		<b>192</b>	<b>184</b>	<b>186</b>	<b>203</b>	<b>180</b>	<b>220</b>	<b>196</b>	<b>235</b>	<b>198</b>	<b>167</b>	<b>196</b>	<b>182</b>

\*Excludes Re-tasked / Cancelled in progress

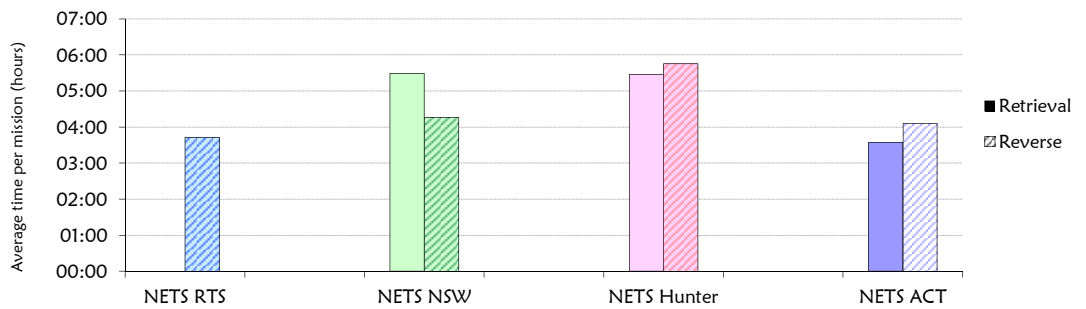




# Activity summary for 2015

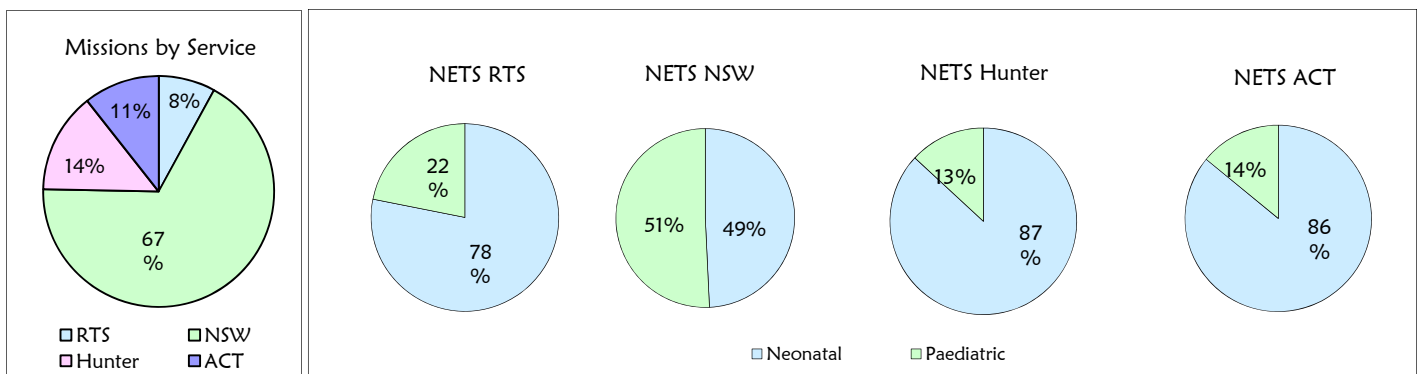
## Time spent on missions

TYPE OF MISSION		NETS RTS	NETS NSW	NETS Hunter	NETS ACT	TOTAL
Retrieval	Total hours	0	7859	350	232	8441
	Missions	0	1430	64	65	1559
	Avg time per mission (h:mm)	00:00	05:29	05:27	03:34	05:24
Reverse transfer	Total hours	715	496	86	29	1326
	Missions	192	116	15	7	330
	Avg time per mission (h:mm)	03:43	04:16	05:45	04:06	04:01
<i>Missions with time fields incomplete</i>		0	9	257	184	
<i>Percentage incomplete</i>		0%	1%	17%	55%	



## Age category

TYPE OF MISSION	Age category	NETS RTS	NETS NSW	NETS Hunter	NETS ACT
Retrieval	Neonatal	0	698	88	68
	Paediatric	0	741	4	3
Reverse transfer	Neonatal	150	68	204	152
	Paediatric	42	48	40	33

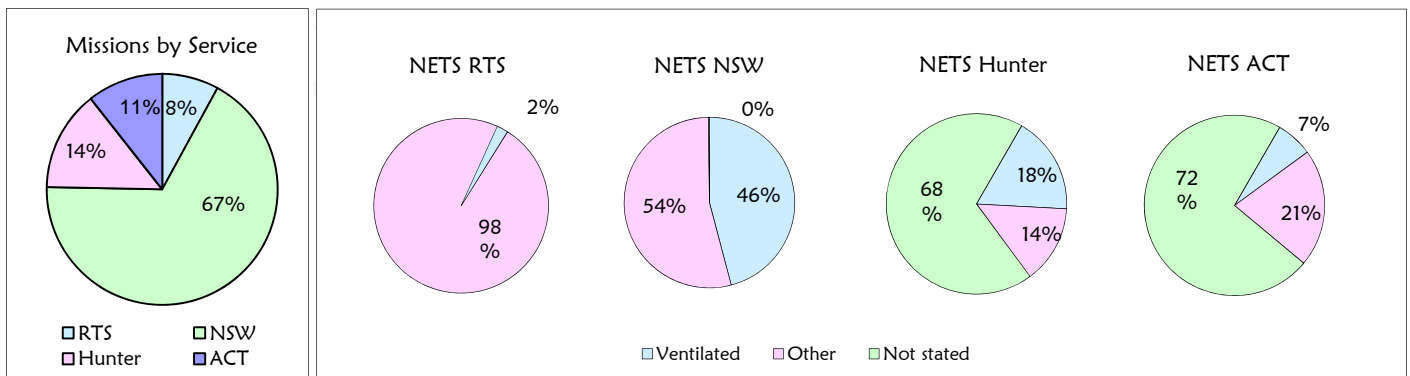




# Activity summary for 2015

## Level of care

TYPE OF MISSION	Level of care	NETS RTS	NETS NSW	NETS Hunter	NETS ACT
Retrieval	Ventilated	0	687	56	17
	Other	0	751	21	48
	Not stated	0	1	15	6
Reverse transfer	Ventilated	0	27	3	0
	Other	188	87	26	6
	Not stated	4	2	215	179
<i>Percentage not stated</i>		2%	0%	68%	72%



## Team leader

TYPE OF MISSION	Team leader	NETS RTS	NETS NSW	NETS Hunter	NETS ACT
Retrieval	Nurse	0	41	52	20
	Doctor	0	1398	40	51
Reverse transfer	Nurse	192	80	240	183
	Doctor	0	36	4	2

