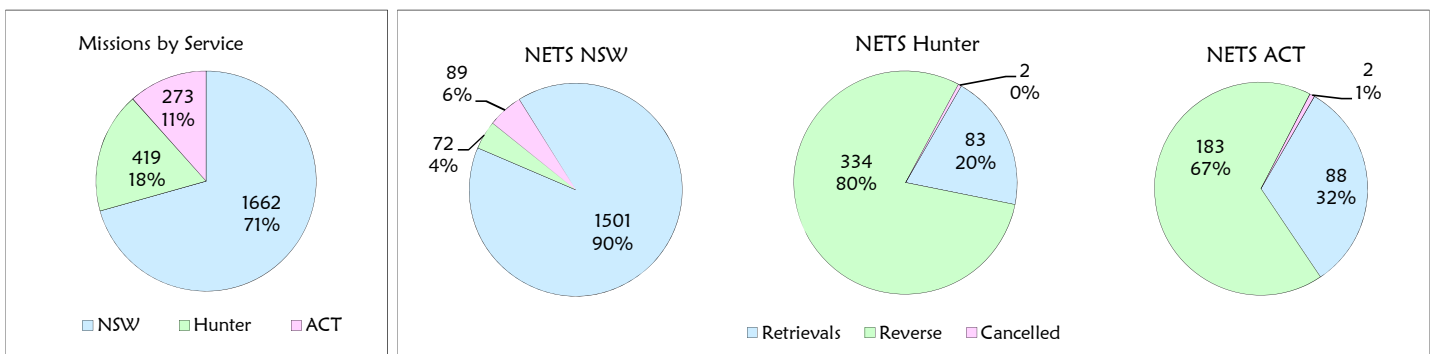




# Activity summary for 2018

## Mission Type

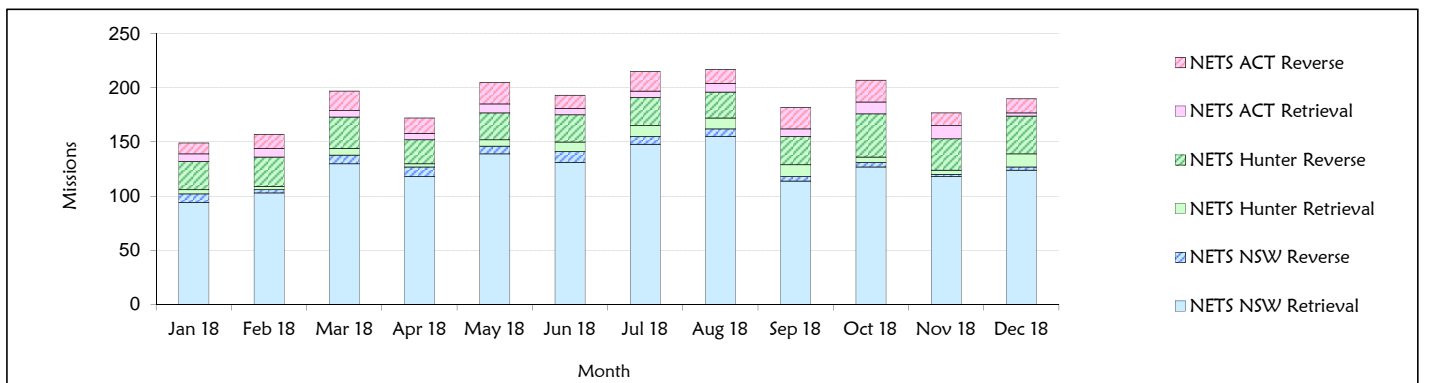
TYPE OF MISSION	NETS NSW	NETS Hunter	NETS ACT	TOTAL
Retrieval	1500	77	75	1652
Retrieval - NETS team for part of journey	1	6	13	20
Reverse transfer	71	209	150	430
Reverse transfer - NETS team for part of journey	1	125	33	159
<b>COMPLETED MISSIONS</b>	<b>1573</b>	<b>417</b>	<b>271</b>	<b>2261</b>
Re-tasked / Cancelled in progress	89	2	2	93
<b>TOTAL MISSIONS</b>	<b>1662</b>	<b>419</b>	<b>273</b>	<b>2354</b>



## Missions by month

		Jan 18	Feb 18	Mar 18	Apr 18	May 18	Jun 18	Jul 18	Aug 18	Sep 18	Oct 18	Nov 18	Dec 18
<b>NETS NSW</b>	Retrieval	94	103	130	118	139	131	148	155	114	127	118	124
	Reverse	8	3	8	9	7	10	7	7	4	4	2	3
<b>NETS Hunter</b>	Retrieval	4	3	6	3	6	9	10	10	11	5	4	12
	Reverse	26	27	29	22	25	25	26	24	26	40	29	35
<b>NETS ACT</b>	Retrieval	7	8	6	6	8	6	6	8	7	11	12	3
	Reverse	10	13	18	14	20	12	18	13	20	20	12	13
<b>TOTAL MISSIONS*</b>		<b>149</b>	<b>157</b>	<b>197</b>	<b>172</b>	<b>205</b>	<b>193</b>	<b>215</b>	<b>217</b>	<b>182</b>	<b>207</b>	<b>177</b>	<b>190</b>

\*Excludes Re-tasked / Cancelled in progress

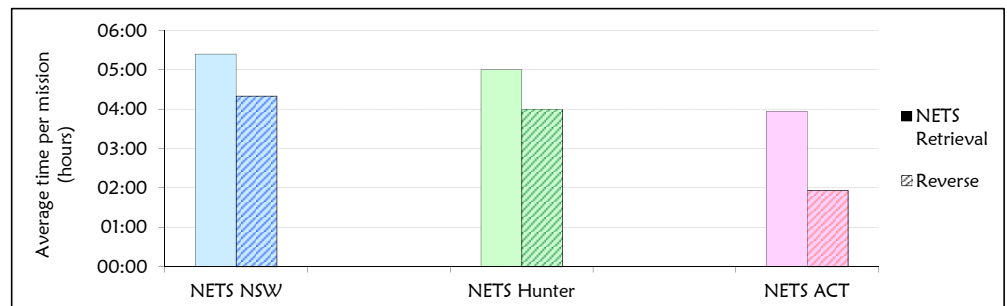




# Activity summary for 2018

## Time spent on missions

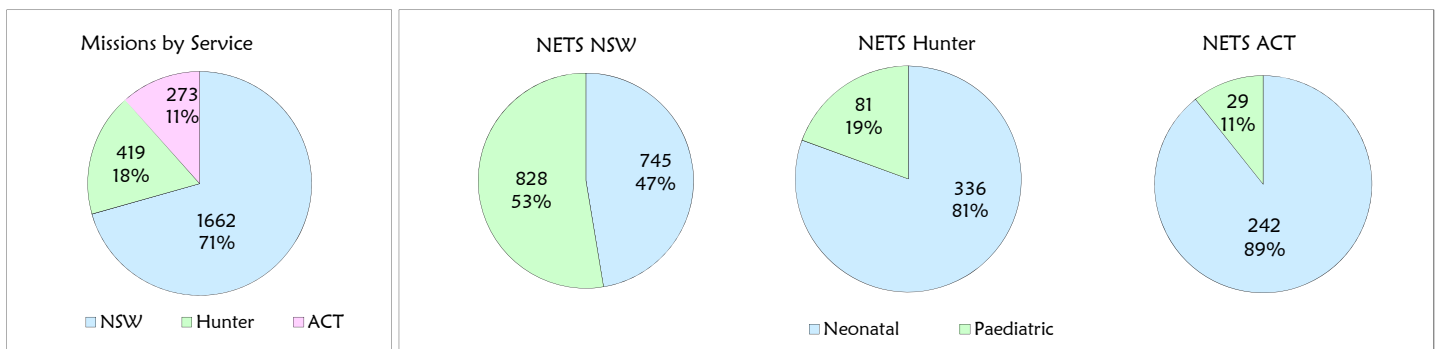
TYPE OF MISSION		NETS NSW	NETS Hunter	NETS ACT	TOTAL
NETS Retrieval	Total hours	8095	331	324	8750
	Missions	1497	66	82	1645
	Avg time per mission (h:mm)	05:24	05:00	03:57	05:19
Reverse transfer	Total hours	308	328	31	667
	Missions	71	82	16	169
	Avg time per mission (h:mm)	04:20	04:00	01:56	03:56
<i>Missions with time data incomplete</i>		<i>5</i>	<i>269</i>	<i>173</i>	
<i>Percentage incomplete</i>		<i>0%</i>	<i>65%</i>	<i>64%</i>	



## Age category

TYPE OF MISSION	Age category	NETS NSW	NETS Hunter	NETS ACT
NETS Retrieval	Neonatal	706	72	84
	Paediatric	795	11	4
Reverse transfer	Neonatal	39	264	158
	Paediatric	33	70	25

\*Paediatric = >28 days

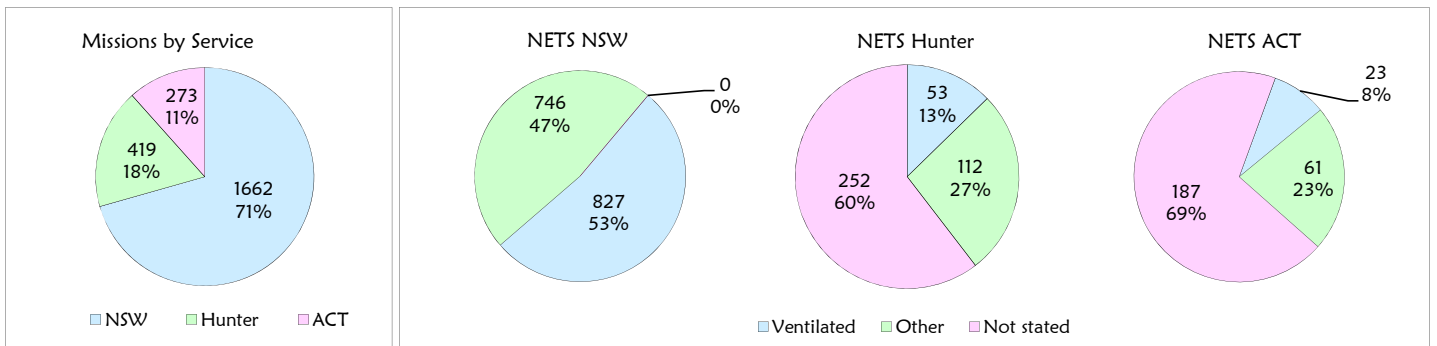




# Activity summary for 2018

## Level of care

TYPE OF MISSION	Level of care	NETS NSW	NETS Hunter	NETS ACT
NETS Retrieval	Ventilated	785	47	23
	Other	716	30	57
	Not stated		6	8
Reverse transfer	Ventilated	42	6	0
	Other	30	82	4
	Not stated		246	179
<i>Percentage not stated</i>		<i>0%</i>	<i>60%</i>	<i>69%</i>



## Team leader

TYPE OF MISSION	Team leader	NETS NSW	NETS Hunter	NETS ACT
NETS Retrieval	Nurse	11	18	30
	NP	0	29	0
	Doctor	1490	36	58
Reverse transfer	Nurse	4	329	180
	NP	0	1	0
	Doctor	68	4	3

