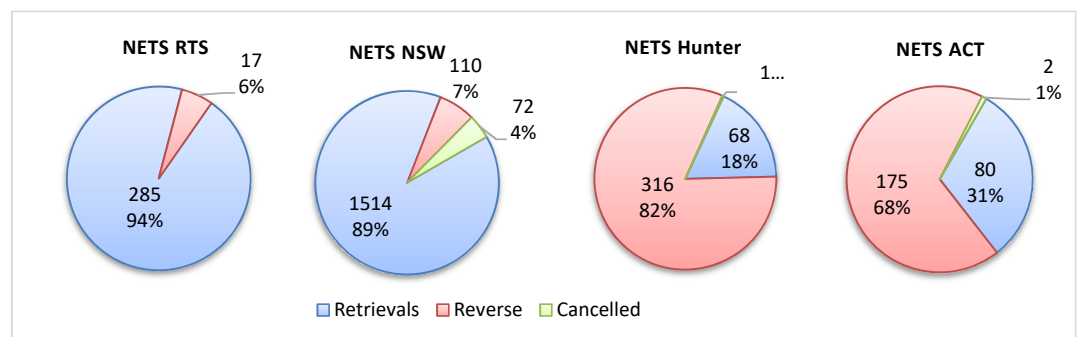
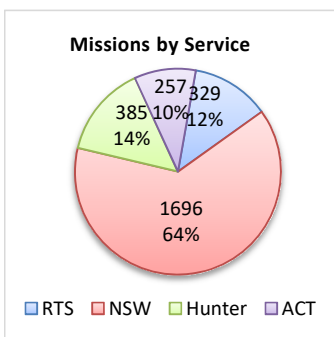


Activity summary for 2020

Mission Type

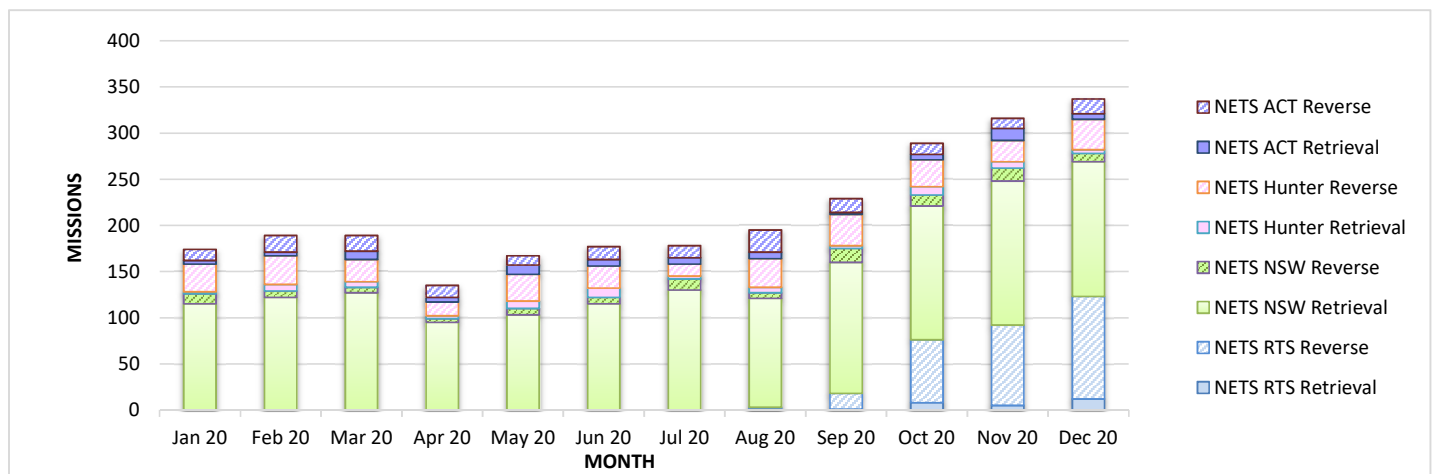
TYPE OF MISSION	NETS RTS	NETS NSW	NETS Hunter	NETS ACT	TOTAL
Retrieval	27	1509	65	77	1678
Retrieval - NETS team for part of journey	0	5	3	3	11
Reverse transfer	285	108	183	150	726
Reverse transfer - NETS team for part of journey	0	2	133	25	160
COMPLETED MISSIONS	312	1624	384	255	2575
Re-tasked / Cancelled in progress	17	72	1	2	92
TOTAL MISSIONS	329	1696	385	257	2667



Missions by month

		Jan 20	Feb 20	Mar 20	Apr 20	May 20	Jun 20	Jul 20	Aug 20	Sep 20	Oct 20	Nov 20	Dec 20
NETS RTS	Retrieval	0	0	0	0	0	0	0	1	1	8	5	12
NETS RTS	Reverse	0	0	0	0	0	0	0	2	17	68	87	111
NETS NSW	Retrieval	115	122	127	95	103	115	130	118	142	145	156	146
NETS NSW	Reverse	11	7	6	4	7	7	12	6	15	12	14	9
NETS Hunter	Retrieval	2	7	6	3	8	10	3	6	3	9	7	4
NETS Hunter	Reverse	30	31	24	15	29	24	13	31	34	29	23	33
NETS ACT	Retrieval	4	4	9	5	10	7	7	7	2	6	13	6
NETS ACT	Reverse	12	18	17	13	10	14	13	24	15	12	11	16
TOTAL MISSIONS*		174	189	189	135	167	177	178	195	229	289	316	337

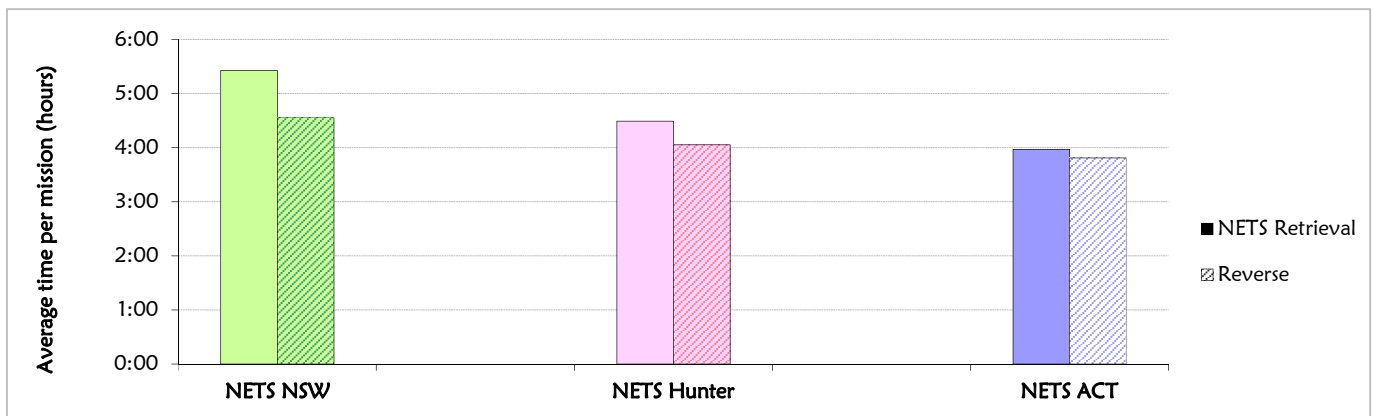
*Excludes Re-tasked / Cancelled in progress



Activity summary for 2020

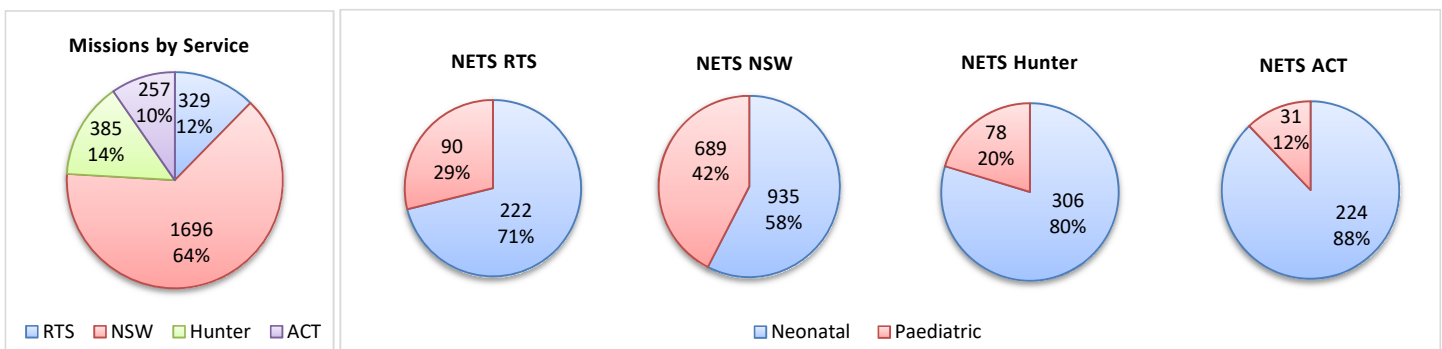
Time spent on missions

TYPE OF MISSION		NETS NSW	NETS Hunter	NETS ACT	TOTAL
NETS Retrieval	Total hours	8211	256	306	8773
	Missions	1512	57	77	1646
	Avg time per mission (h:mm)	5:25	4:29	3:58	5:19
Reverse transfer	Total hours	497	312	11	820
	Missions	109	77	3	189
	Avg time per mission (h:mm)	4:33	4:03	3:48	4:23
<i>Missions with time fields incomplete</i>		3	250	175	
<i>Percentage incomplete</i>		0.2%	15%	46%	



Age category

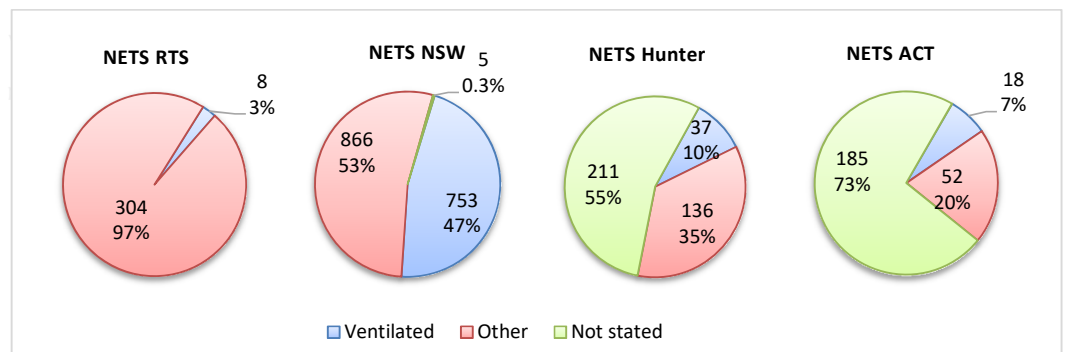
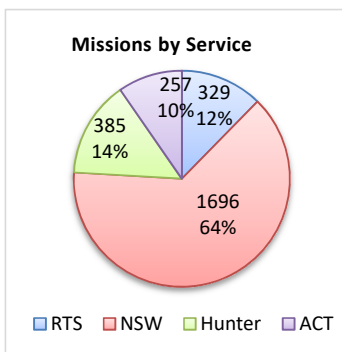
TYPE OF MISSION	Age category	NETS RTS	NETS NSW	NETS Hunter	NETS ACT
NETS Retrieval	Neonatal	11	897	59	73
	Paediatric	16	617	9	7
Reverse transfer	Neonatal	211	38	247	151
	Paediatric	74	72	69	24



Activity summary for 2020

Level of care

TYPE OF MISSION	Level of care	NETS RTS	NETS NSW	NETS Hunter	NETS ACT
NETS Retrieval	Ventilated	0	694	37	18
	Other	1	819	31	52
	Not stated	26	1	0	10
Reverse transfer	Ventilated	0	59	0	0
	Other	7	47	105	0
	Not stated	278	4	211	175
Percentage not stated		97%	0%	55%	73%



Team leader

TYPE OF MISSION	Team leader	NETS RTS	NETS NSW	NETS Hunter	NETS ACT
NETS Retrieval	Nurse	27	58	14	19
	NP	0	0	22	0
	Doctor	0	1456	32	61
Reverse transfer	Nurse	284	17	315	173
	Doctor	1	93	1	2

