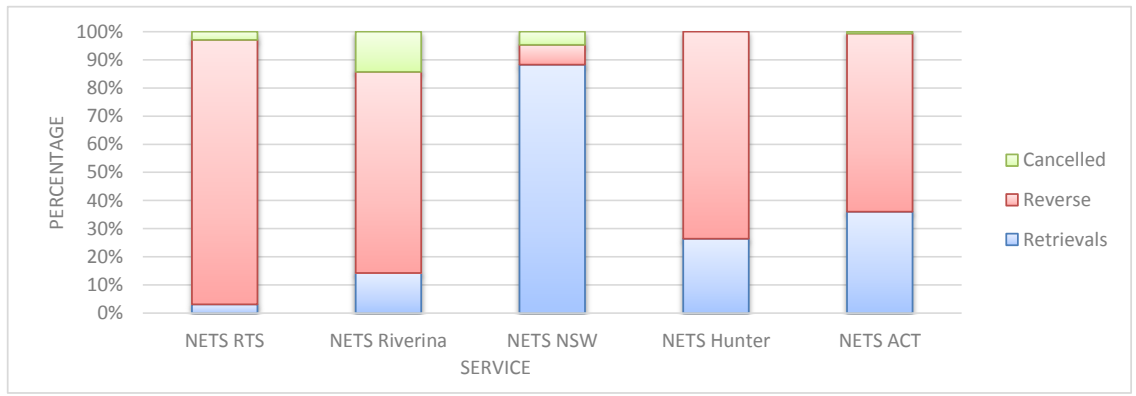
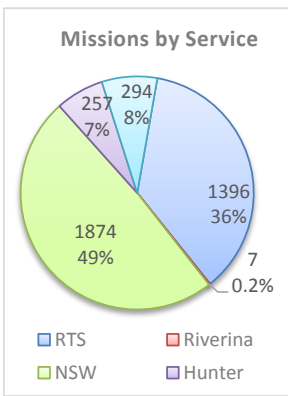


Activity summary for 2021

Mission Type

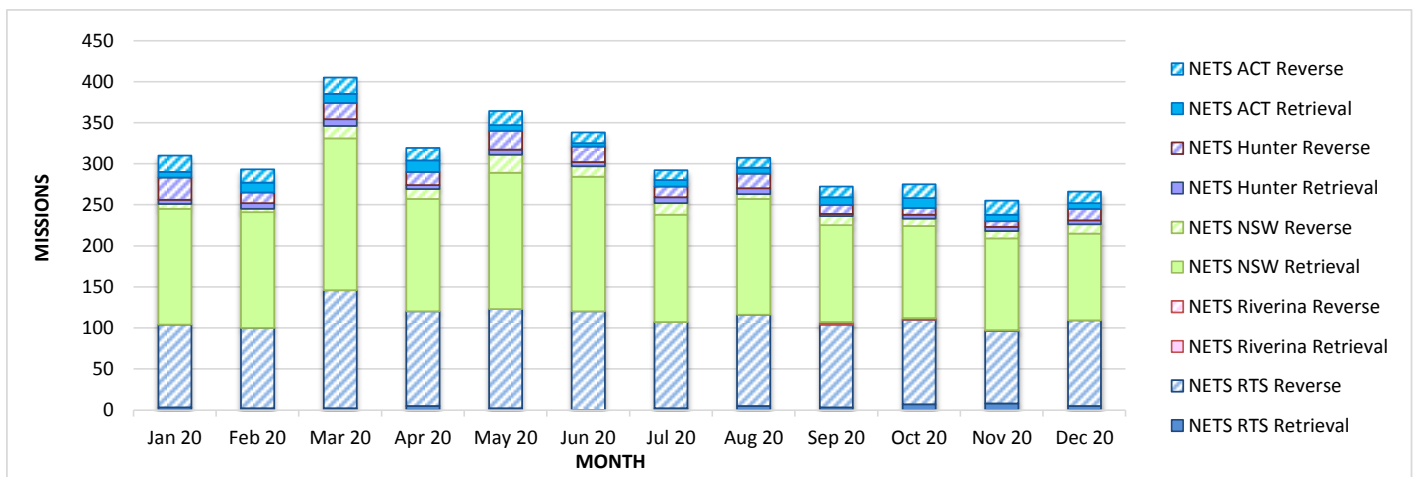
TYPE OF MISSION	NETS RTS	NETS Riverina	NETS NSW	NETS Hunter	NETS ACT	TOTAL
Retrieval	44	0	1645	60	94	1843
Retrieval - NETS team for part of journey	0	1	9	8	12	30
Reverse transfer	1311	0	131	168	159	1769
Reverse transfer - NETS team for part of journey	0	5	1	21	27	54
COMPLETED MISSIONS	1355	6	1786	257	292	3696
Re-tasked / Cancelled in progress	41	1	88	0	2	132
TOTAL MISSIONS	1396	7	1874	257	294	3828



Missions by month

		Jan 20	Feb 20	Mar 20	Apr 20	May 20	Jun 20	Jul 20	Aug 20	Sep 20	Oct 20	Nov 20	Dec 20
NETS RTS	Retrieval	3	2	2	5	2	0	2	5	3	7	8	5
NETS RTS	Reverse	101	98	144	115	121	120	105	111	101	103	88	104
NETS Riverina	Retrieval	0	0	0	0	0	0	0	0	1	0	0	0
NETS Riverina	Reverse	0	0	0	0	0	0	0	0	2	2	1	0
NETS NSW	Retrieval	141	141	185	137	166	164	131	141	118	112	112	106
NETS NSW	Reverse	6	4	15	12	22	13	14	6	11	9	9	11
NETS Hunter	Retrieval	5	7	8	5	6	5	7	7	3	5	5	5
NETS Hunter	Reverse	27	13	20	16	23	19	13	18	11	8	7	14
NETS ACT	Retrieval	7	12	11	14	7	4	8	7	9	12	8	7
NETS ACT	Reverse	20	16	20	15	17	13	12	12	13	17	17	14
TOTAL MISSIONS*		283	265	374	290	340	321	272	288	250	246	230	245

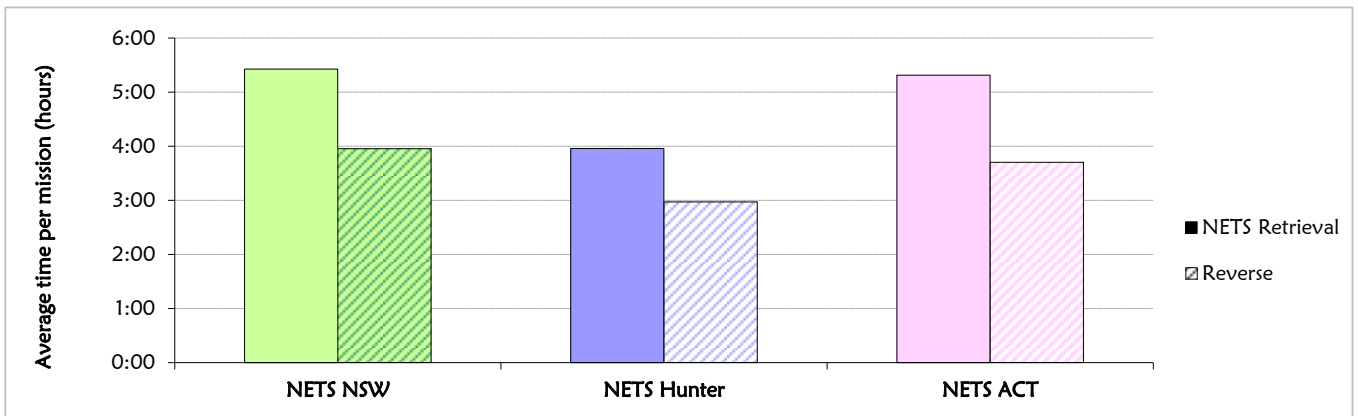
*Excludes Re-tasked / Cancelled in progress



Activity summary for 2021

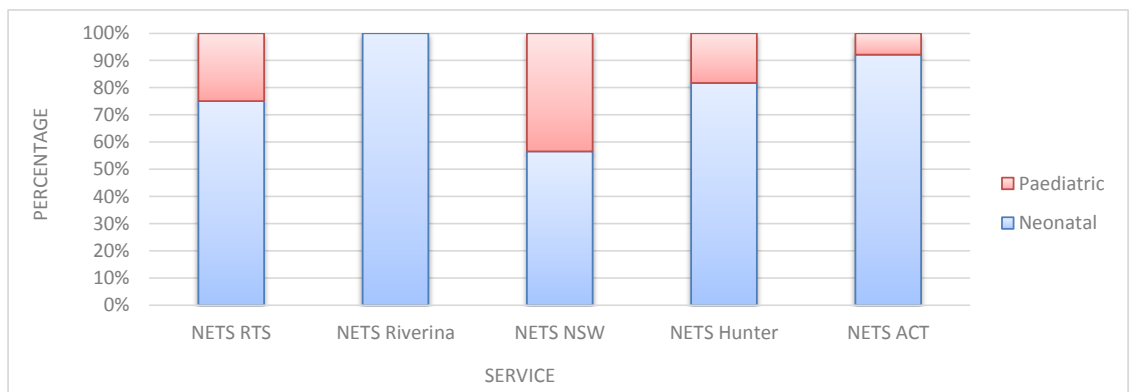
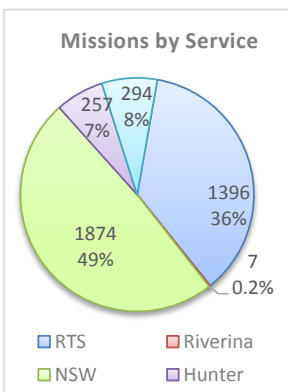
Time spent on missions

TYPE OF MISSION		NETS NSW	NETS Hunter	NETS ACT	TOTAL
NETS Retrieval	Total hours	8955	223	372	9551
	Missions	1650	52	94	1796
	Avg time per mission (h:mm)	5:25	3:57	5:18	5:18
Reverse transfer	Total hours	522	169	30	721
	Missions	132	52	10	194
	Avg time per mission (h:mm)	3:57	2:58	3:42	3:42
<i>Missions with time fields incomplete</i>		4	153	188	
<i>Percentage incomplete</i>		0.2%	60%	64%	



Age category

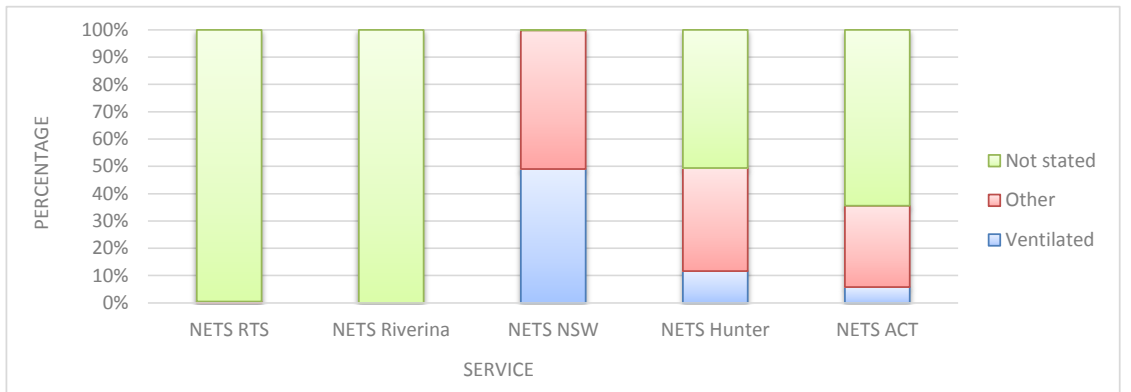
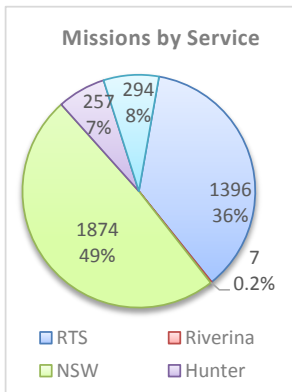
TYPE OF MISSION	Age category	NETS RTS	NETS Riverina	NETS NSW	NETS Hunter	NETS ACT
NETS Retrieval	Neonatal	24	1	949	65	102
	Paediatric	20	0	705	3	4
Reverse transfer	Neonatal	993	5	61	145	167
	Paediatric	318	0	71	44	19



Activity summary for 2021

Level of care

TYPE OF MISSION	Level of care	NETS RTS	NETS Riverina	NETS NSW	NETS Hunter	NETS ACT
NETS Retrieval	Ventilated	0	0	810	29	17
	Other	6	0	841	31	82
	Not stated	38	1	3	8	7
Reverse transfer	Ventilated	0	0	66	1	0
	Other	1	0	66	66	5
	Not stated	1310	5	0	122	181
Percentage not stated		99%	100%	0%	51%	64%



Team leader

TYPE OF MISSION	Team leader	NETS RTS	NETS Riverina	NETS NSW	NETS Hunter	NETS ACT
NETS Retrieval	Other	0	1	0	0	0
	Nurse	44	0	43	12	44
	NP	0	0	0	33	0
	Doctor	0	0	1611	23	62
Reverse transfer	Nurse	1311	5	20	183	186
	NP	0	0	0	6	0
	Doctor	0	0	112	0	0

