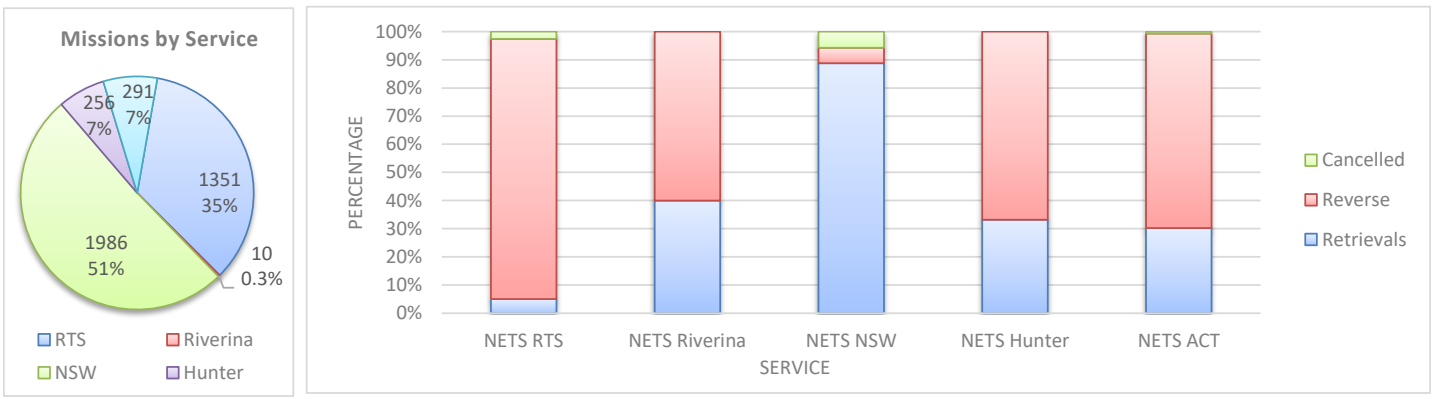


Activity summary for 2022

Mission Type

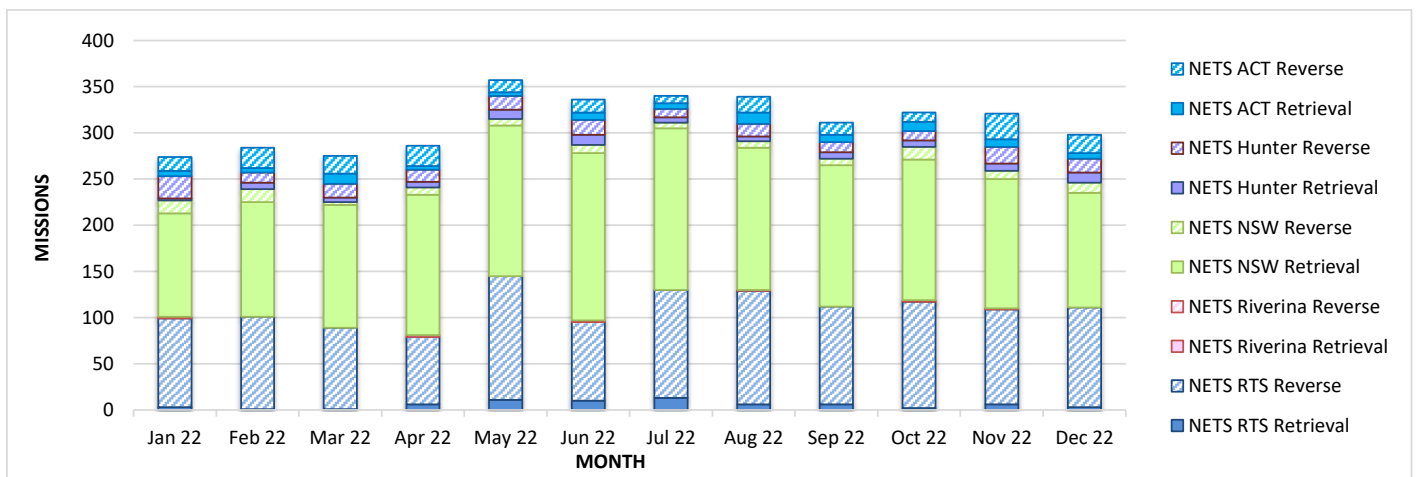
TYPE OF MISSION	NETS RTS	NETS Riverina	NETS NSW	NETS Hunter	NETS ACT	TOTAL
Retrieval	66	0	1753	78	82	1979
Retrieval - NETS team for part of journey	2	4	10	7	6	29
Reverse transfer	1248	0	105	169	186	1708
Reverse transfer - NETS team for part of journey	0	6	4	2	15	27
COMPLETED MISSIONS	1316	10	1872	256	289	3743
Re-tasked / Cancelled in progress	35	0	114	0	2	151
TOTAL MISSIONS	1351	10	1986	256	291	3894



Missions by month

		Jan 22	Feb 22	Mar 22	Apr 22	May 22	Jun 22	Jul 22	Aug 22	Sep 22	Oct 22	Nov 22	Dec 22
NETS RTS	Retrieval	3	1	1	6	11	10	13	6	6	2	6	3
NETS RTS	Reverse	96	100	88	73	134	85	117	123	106	115	103	108
NETS Riverina	Retrieval	0	0	0	2	0	0	0	0	0	1	1	0
NETS Riverina	Reverse	2	0	0	0	0	2	0	1	0	1	0	0
NETS NSW	Retrieval	112	124	133	152	163	181	175	154	153	152	140	124
NETS NSW	Reverse	14	14	3	8	7	9	6	7	7	14	9	11
NETS Hunter	Retrieval	2	7	5	6	10	11	6	5	7	7	8	11
NETS Hunter	Reverse	24	11	15	13	15	16	9	14	11	10	18	15
NETS ACT	Retrieval	6	5	11	4	4	8	6	12	8	10	8	6
NETS ACT	Reverse	15	22	19	22	13	14	8	17	13	10	28	20
TOTAL MISSIONS*		253	257	245	260	340	314	326	310	290	302	285	272

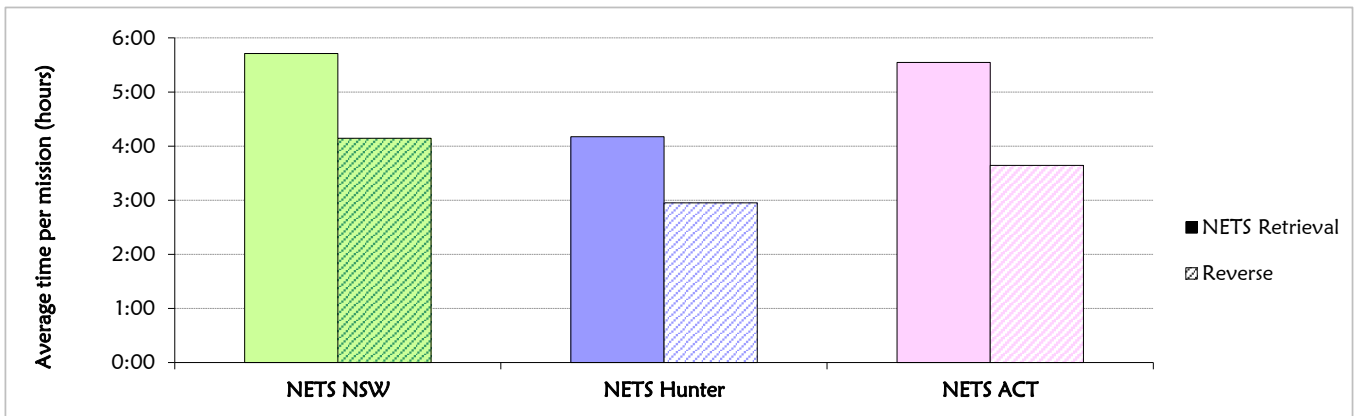
*Excludes Re-tasked / Cancelled in progress



Activity summary for 2022

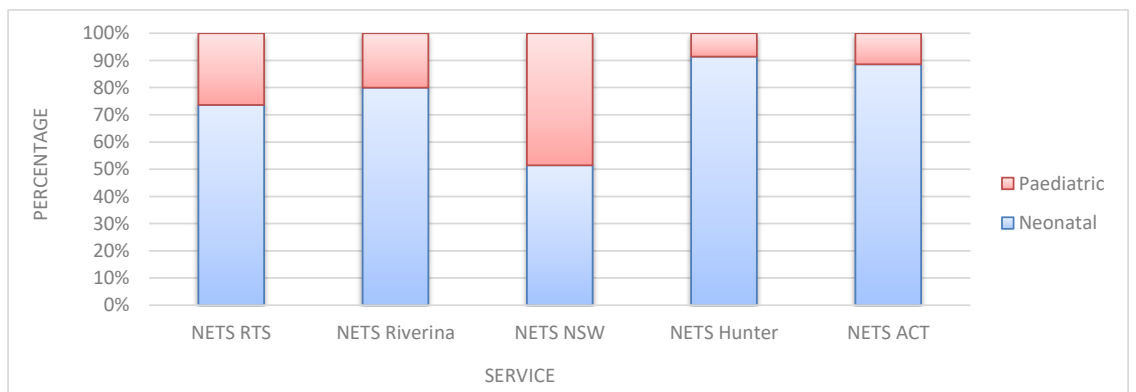
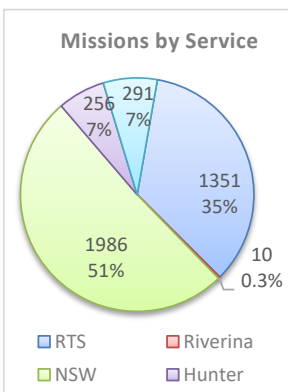
Time spent on missions

TYPE OF MISSION		NETS NSW	NETS Hunter	NETS ACT	TOTAL
NETS Retrieval	Total hours	10047	278	359	10685
	Missions	1758	77	86	1921
	Avg time per mission (h:mm)	5:42	4:10	5:33	5:33
Reverse transfer	Total hours	448	210	47	705
	Missions	108	61	16	185
	Avg time per mission (h:mm)	4:08	2:57	3:38	3:38
<i>Missions with time fields incomplete</i>		6	118	187	
<i>Percentage incomplete</i>		0.3%	46%	65%	



Age category

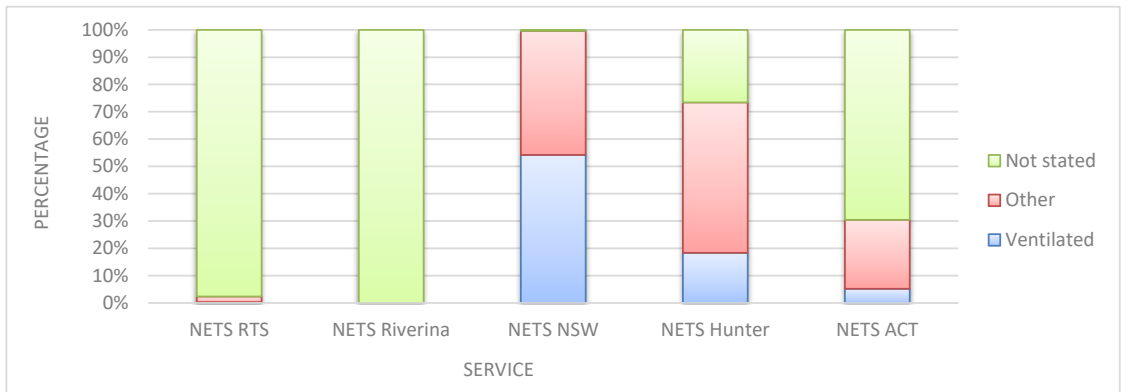
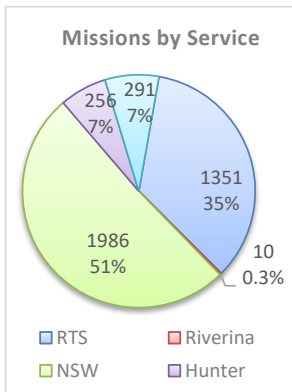
TYPE OF MISSION	Age category	NETS RTS	NETS Riverina	NETS NSW	NETS Hunter	NETS ACT
NETS Retrieval	Neonatal	41	2	903	82	86
	Paediatric	27	2	860	3	2
Reverse transfer	Neonatal	928	6	60	152	170
	Paediatric	320	0	49	19	31



Activity summary for 2022

Level of care

TYPE OF MISSION	Level of care	NETS RTS	NETS Riverina	NETS NSW	NETS Hunter	NETS ACT
NETS Retrieval	Ventilated	1	0	964	47	15
	Other	8	0	794	38	73
	Not stated	59	4	5	0	0
Reverse transfer	Ventilated	3	0	51	0	0
	Other	19	0	56	103	0
	Not stated	1226	6	2	68	201
Percentage not stated		98%	100%	0%	27%	70%



Team leader

TYPE OF MISSION	Team leader	NETS RTS	NETS Riverina	NETS NSW	NETS Hunter	NETS ACT
NETS Retrieval	Nurse	68	3	50	17	28
	NP	0	0	2	36	0
	Doctor	0	1	1711	32	60
	Other	1	0	0	0	0
Reverse transfer	Nurse	1247	6	19	162	198
	NP	0	0	0	6	0
	Doctor	0	0	90	3	3

